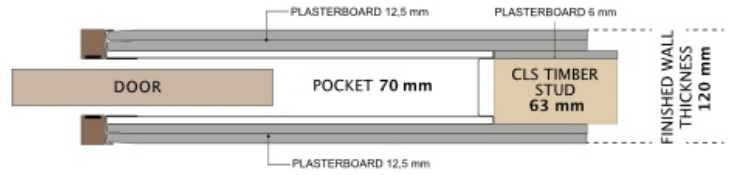


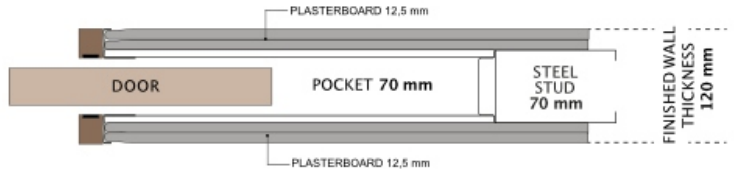
Choose a finished wall thickness : Either 95 | 100 | 115 | 125mm - depending on your studwork size

120mm FINISHED WALL

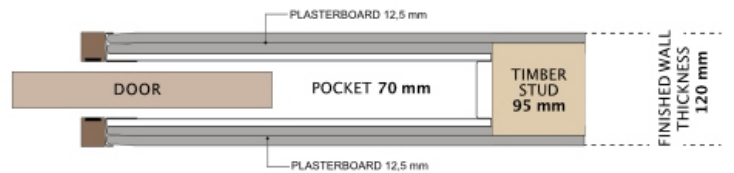
63MM
STUD



70MM
STUD



95MM
STUD

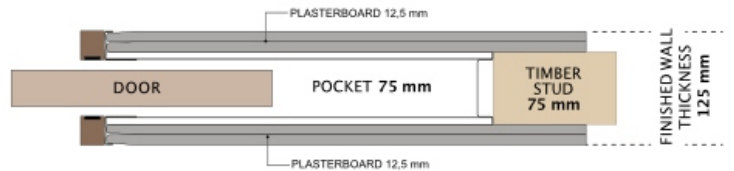


e.g if you are working with a **95mm** stud you would require **120mm finished wall system.**

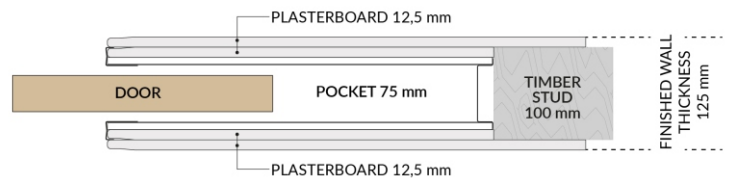


125mm FINISHED WALL

75MM
STUD



100MM
STUD



140mm FINISHED WALL

89MM
STUD

